



Biomagnetism advanced course

Unit I

Bioenergetics and Telebioenergetics

Presented by:

www.biomagneticguide.com

Edition and content: Marco Antonio

Márquez Rosique

Introduction:

Biomagnetism is a revolutionary technique since, with only 2 permanent magnets, with a minimum intensity of 1500 Gauss, a number of disorders can be treated, including infections by various pathogens, energy and emotional imbalances. Surely in the not too distant future, biomagnetism will be recognized as a milestone in the history of medical science. The healing effect of magnets is due to their ability to energetically balance the human body, which can be understood, from a biochemical point of view, as pH balance. Once the energy level in the affected organs and/or tissues is restored, the organism is capable of regenerating itself and the pathogenic agents, not finding the right ground for them, stop proliferating and causing infection.



Doing a bit of history, let us remember that Dr. Isaac Goiz Durán discovered the biomagnetic pair in October 1988 in a person suffering from Acquired Immunodeficiency Syndrome AIDS; impacting the pair thymus-rectum he was able to achieve a prompt and noticeable improvement; this is how medical Biomagnetism was born. From that day on, and thanks to hard work and his sharp scientific mind, Dr. Goiz continued to discover dozens of biomagnetic pairs,

initially associated with various types of germs that cause infections: viruses, bacteria, fungi and parasites, those he called regular pairs. And in a short time, other types of pairs were added, such as special, dysfunctional and reservoirs.

At first, Dr. Isaac Goiz Durán developed a method to find biomagnetic pairs in patients, which consisted of testing the different points on the patient's body with a magnet in negative polarity, which required the help of an assistant, who was placing the magnets in the respective points, while Dr. Goiz took the patient's ankles to detect the muscular response, by shortening one leg: the method known as "testing".



With practice, the assistant already knew the points to be tested, which was made easier since Dr. Goiz always used the same sequence of points. In this way the process was “automated” and the testing could be carried out in a few minutes.

Testing by *mental effort*

In 1993 biomagnetism took a “quantum leap” to call it somehow, since in that year Dr. Goiz began to experiment with phenomena beyond the laws of “classical” science. The first was the ability to do the test without placing the magnets on the pre-established points, but obtaining the answer by simply mentalizing the test points, using what Dr. Goiz called “mental effort”.

It was Dr. Ángeles Bonilla who suggested Dr. Goiz to try to obtain the answer just by mentalizing the points. This is how Dr. Goiz himself narrated it:

“After having reviewed and treated more than 20,000 patients with Medical Biomagnetism for 6 years -1988-1993-, and having integrated a procedure and methodology that is used to date where points of the human body are energetically reviewed to detect pH distortions that in turn identify the same number of common organic pathologies, I spontaneously began to distinguish, evoke and identify with my mind the biomagnetic pairs in patients treated with Medical Biomagnetism, in such a way that at the beginning of 1994, spontaneously and thanks to the generous influence of Dr. Angeles Bonilla, I began the practice of a new diagnostic/therapeutic concept that I immediately baptized Medical Bioenergetics.”¹

The truth is that a similar type of testing had already been discovered in 1964 by Dr. George J. Goodheart, who developed a whole technique that uses muscle testing as a means of diagnosis, of course we are referring to Applied Kinesiology. Dr. Goodheart had already discovered that the body's responses could be perceived in different muscles, mainly in the arms and legs, which decreased their strength when finding a positive response.

Smart muscle response

Based on the phenomena discovered, first by Dr. Goodheart and later by Dr. Isaac Goiz Durán, which we now call the intelligent muscle response, we can conclude that both the shortening of the leg and the weakening of the muscles are due to the same phenomenon. To put it another way, the body responds with a physical and energetic change that affects the entire organism. We now know that it is not only the leg that is shortened, but the entire body (usually the right) that is affected. It is thanks to this phenomenon that testing can also be done using the length of the arms or even testing with the fingers of the hands; also in those parts of the body we can perceive shortening and weakening of the muscles.

So both Dr. Goodheart in 1964 and Dr. Goiz in 1988 found the same phenomenon. With the difference that in Dr. Goiz's method the phenomenon is induced by the magnetic field of the negative pole of the magnet.

Most likely, Dr. Goiz would not have known about Applied Kinesiology, if so he would have tried mental testing from the beginning. And probably Dr. Ángeles Bonilla did know the technique, so she suggested to Dr. Goiz that he try to obtain the muscular response, without the use of the magnet.

It seems that Dr. Goiz was immersed in his work, finding new biomagnetic pairs and treating thousands of patients, so he did not have much time to learn about the work of other researchers.



First remote treatment

The second phenomenon that broke the limits of classical-mechanistic science was the distance healing that took place from


Mexico City (then the Federal District) to Piano de Sorrento, in Italy, where the patient was healed at a distance, in the same way as if they were in Dr. Goiz's consulting room.

In principle, his scientific training made it difficult for him to accept this new type of phenomenon. So when he was able to do the first session remotely, he was the first to be amazed at the results. This happened in 1995, when Dr. Goiz was in Mexico and the patient was in Piano de Sorrento, Italy, and this is how bioenergetics and telebioenergetics were born, which are the axis of the Advanced Course in Biomagnetism.

Testing through "mental effort" and distance healing are two phenomena that Dr. Goiz included within a new branch of biomagnetism that he himself called Medical Bioenergetics. [2](#)

First biomagnetism courses

At the end of the 90s, Dr. Goiz understood the importance of disseminating his knowledge and that is how he called the first group to teach the first course on Medical Biomagnetism, which was carried out with a little more than a dozen students, in Mexico City. The course, intensive 8 hours a day, lasting 5 days covered the basic topics of biomagnetism such as the concept of pH balance, what is magnetism, what is the biomagnetic pair; as well as a detailed explanation of each of the pairs that had been discovered at that time. Practice was an indispensable part of the program. After listening to the theory, the students formed groups, designating one of them as a "guinea pig" while two others took the magnets and began to take him by the ankles and place the magnets all over his body to try to find the first pair. - Look already shrank leg! Nope, that's just the shoe slipping off! – Fortunately, Dr. Goiz was always there to clarify the situation and indicate if a pair had actually been located.



That is how Dr. Goiz began to teach medical biomagnetism courses, first barely only one or two courses per year, in the Polanco location and, later, in a central building on Insurgentes Avenue. At first, students from various states of the Mexican Republic came to the course, but soon numerous groups of students from different countries throughout the Americas and Europe began to congregate. In a short time, Dr. Goiz was invited to teach his courses in various countries, so much of his time was dedicated to teaching biomagnetism.

The second level course came much later when the need was seen to give a guide to students who, in some way, began to practice mental testing and telebioenergetics (distance treatment). Dr. Goiz continued to teach courses for practically the rest of his life, maintaining his own system: one-week courses, 8 hours a day.

Courses in the present

The various institutions and people who teach the advanced courses have modified the original program, providing different approaches and nuances. The agenda that I present below includes varied topics that will allow the student to understand the phenomena that make the practice of bioenergetics possible. But the most important issues within the wide range of subjects that can be treated with medical bioenergetics are also addressed, from physiological issues such as the understanding of complex diseases such as cancer or diabetes; going through the treatment of emotional disorders, to the most subtle topics such as quantum physics, and bioenergetic centers (chakras).

Biomagnetism Advanced Course

Presented by: www.biomagneticguide.com

Therefore, the Advanced Biomagnetism course is more of a structural framework for the study of the most relevant topics that can serve those who already practice biomagnetism and bioenergetics professionally. In addition to reading the selected readings that make up the course, the student will be able to share with colleagues the experiences and discoveries obtained throughout the practice of biomagnetism and bioenergetics.

Principles for the practice of bioenergetics

Unit I Lesson 1

Medical bioenergetics is the name that Dr. Isaac Goiz Durán gave to biomagnetism when advanced faculties are used that allow diagnosis and healing transcending physical limitations. With this we refer in particular to testing through mental effort as Dr. Goiz called it and to tele-bioenergetics.

Testing through mental effort allows some testing protocol to be carried out without the need to physically place the magnets at different points on the patient's body. Dr. Goiz began practicing this type of testing in 1993, after having treated thousands of patients using the original method.

Remote treatment or tele-bioenergetics, as Dr. Isaac Goiz Durán called it, allows treatments to be carried out using what we could call an antenna. The antenna is a third person, to whom the magnets are placed and the treatment is given, but they function as a means of connection so that the treatment has an effect on the patient (recipient), regardless of where the latter is, nor the distance between the therapist and the patient.

Bioenergetic testing and tele-bioenergetics take biomagnetism to a new level much more advanced than basic biomagnetism already represents. That is why we can affirm that both systems represent a revolution in alternative treatments, and surely, one day they may be widely accepted and considered standard treatments by the bulk of the medical community.



Medical bioenergetics is not limited to the two aspects already mentioned, testing through mental effort and remote treatment. In

Biomagnetism Advanced Course

Presented by: www.biomagneticguide.com

fact, with these new faculties a whole range of possibilities opens up for the therapist. In this course we will explain the most important ones, but not the only ones; since it could be said that the possibilities offered by bioenergetics are unlimited and depend, above all, on the preparation, intuition and experience of the therapist. Therefore, in this course we will address only the main ones, which can serve as a platform, so that interested people can continue exploring and discovering their own paths.

To begin with, bioenergetics allows us to investigate a series of questions that, in principle, are prohibited for the practitioner of the basic level. As long as the question is asked correctly, an answer can be obtained, whether they refer to the physical, emotional, mental, sophrological or spiritual plane.

Testing through bioenergetics allows the treatment of complex diseases with greater efficiency, which can hardly be treated with conventional biomagnetism, we refer to cancer, multiple sclerosis, autoimmune, cardiovascular, metabolic disorders, diabetes... just to mention a few.

It's also possible to inquire about issues such as food, intoxication, allergies, genomic alterations, subtle bodies (chakras), karmic issues; and many other aspects. So the therapist who wants to investigate these is forced to study them in more depth. It is well worth the study, since in practice we find that diseases are not limited to the physical plane, nor to the presence of pathogens, but are usually associated with emotional disorders, environmental effects and many other aspects. Finally, with bioenergetics we can treat the person as a whole, with a holistic approach.



Bioenergetics allows the use of various tools, so the therapist can choose the ones that suit them best, we are no longer talking about a single form of treatment, but rather each person creates their own way

of working, based on their experience, preference and results. We can no longer speak of a protocol, or a series of protocols. The lists and protocols presented only serve as an example, or as a basis for the biomagnetist to create their own protocols.

The same can be said for the means of carrying out the testing. Dr. Goiz always used the lower extremities to detect the patient's response; however, at the advanced level, other means can be used, such as the fingers of the hands, or the pendulum. We will address all these techniques in our course explaining in detail how to use them.

How to start practicing

As a first point, it should be clarified that the advanced level and practice of bioenergetics is not for everyone. It is recommended to have at least completed the basic level and have practiced continuously for at least 6 months with the basic level. Above all, because bioenergetics requires the therapist to have complete security in what they do, which can only be acquired through practice. Even so, it is not guaranteed that all people can develop the abilities of the second level, so the person should not feel frustrated if they do not get the results he expected.

If you have already practiced the basic level and fully mastered magnet testing, knowing the points and the main biomagnetic pairs, as well as the theory of the basic level, then you are a candidate to study the advanced level and start practicing bioenergetics. Otherwise, it is recommended that you continue to strengthen your knowledge and continue practicing the basic level for longer. It is better to learn to walk well, before trying to run, or even fly.

Getting answers from the supraconscious

Unit I Lesson 2

Medical bioenergetics is based on being able to contact a superior instance that we commonly call the supraconscious, or superior mind. In the chapter "Understanding Bioenergetics" we delve into the subject of the higher mind and how it differs from the physical mind. The supraconscious operates on a metaphysical plane, following principles more similar to quantum physics than to the laws of the physical plane. The first thing the student must test is their ability to receive a response from the higher mind.



To explain it with an analogy, let's say that the physical mind is like a computer, which can already store a lot of very useful information from the outset. The supraconscious mind is connecting it to the internet and having access to all available information from all over the world. And just as we can easily ask in a search engine like Google about any topic that interests us. In the same way we can ask the higher mind about relevant issues. As we can see, the higher mind is not limited by space or by time, as some have been able to verify. The question is knowing how to connect the physical mind with the higher mind.

Curiously, with the arrival of the internet, the ability to connect with that metaphysical mind, also sometimes called the quantum double, awakens again in humanity. Perhaps designing a system like the internet network that emulates the capabilities of the supraconscious has opened the doors to that universal consciousness, which already

Biomagnetism Advanced Course

Presented by: www.biomagneticguide.com

existed for a long time, how long ago? We do not know, perhaps it is part of the very nature of the cosmos.

The truth is that that mind was only waiting for humanity to reach a certain degree of evolution to reveal itself. In ancient times, some people had already managed to connect with the higher mind, but on rare occasions and under very special circumstances: we speak of fortune-tellers such as the priestess of the Delphi temple, Nostradamus, revelations through dreams or even sudden intuitions that geniuses like Leonardo Da Vinci or Tesla have had, the inspiration of artists is also another way of getting in touch with that higher mind.



I don't remember the exact year, it would be 2000 and something. On that occasion I showed up at the Av. Insurgentes building to take the course for the second time as an auditor, since Dr. Goiz was open to the students being able to repeat the course. Dr. Goiz informed us that he had found a way to test if the students had already developed that ability to connect with the supraconscious. A pair had been found in one of the companions, I think it was jaw-jaw. Dr. Goiz formed all the students in a long line (we were about 50) and each one of the students went by and placed their index finger on the point of the jaw, and with each one Dr. Goiz checked the length of volunteer's legs. Simply when the leg shrank (intelligent muscular response) that was indicative that the person who was touching the patient could communicate with the supraconscious.

At the time it seemed like a wonderful way to test each of the participants. We now know that there are many ways to test this ability. As simple as laying the person on the table, take their legs and ask "Please, give me a yes", if the leg shrinks, congratulations we already have an answer from the higher mind.

The connection with the higher mind is not any thing, nor should it be lent for games, as if it were the Ouija board. In fact, the supraconscious will only answer when the questions asked have a well-defined objective, which leads to the healing of the patient. The abuse of this communication can result in the supraconscious not giving answers.

Let's see the steps described by Dr. Isaac Goiz Durán that must be followed when starting the session:

“First. request permission or authorization from above or from the divine superiority (that is, the supraconscious)”.

This step may include an invocation which can be done simply by repeating quietly or out loud.

“Supraconscious mind, please give me the answers to my questions clearly”.

This phrase can be said once or repeated 3 times.

Some therapists also say a short prayer of their own choosing, but this is not strictly necessary, it just depends on what each person feels.

Saying a prayer is a form of respect and also serves to further focus the intention towards the common good without selfish ends.

“Second. Let there be intentionality and awareness (it means speaking out loud, because the order that is being given to the brain when pronouncing the Biomagnetic Pair is reinforced). Be fully aware of the intent of what you are doing.

Third. Use direct language so as not to confuse the cells, speak affirmatively, not negatively.”

At this point, it is also important to formulate each question clearly, without ambiguity, and in such a way that the answer can be expressed in binary form, that is, in a yes or no.

Grasp the ankles of the patient or volunteer, take a deep breath. Then simply ask "give me a yes" if the volunteer's leg reacts, it is that you are in contact at that moment with the supraconscious.


If you don't get a response, you may not have developed this ability yet. Or it may be due to other factors. Let's look at the most common impediments.

- 1. Dehydration.** The human body is made up of 75% water. The vital liquid, among other functions, allows the conduction of electricity in the body. The intelligent muscle response requires good hydration, which allows good energy conduction. This obstacle is solved by drinking a glass of water before the session. Preferably both the patient and the therapist can drink a glass of water, each. It is worth clarifying that the response of the higher mind is not a phenomenon that occurs in the patient or the therapist in isolation, but rather includes the two functioning as a unit.
- 2. Tiredness or lack of energy.** The therapist must be relaxed and in a good mood to achieve a favorable response. When the therapist is exhausted or his energy unbalanced, it is more difficult to connect with the higher mental plane. So the therapist will learn with practice when he can no longer continue consulting, or at least it suits them, to take a break.
It is also advisable that the patient has a certain level of energy. When the patient has little available energy, his response tends to be weaker. Let's say that instead of noticing a couple of centimeters of difference in your legs, only a few millimeters show up; which can make it difficult for an inexperienced therapist to perceive the answer. It is for this reason that many therapists prefer to use methods that do not require the participation of the patient, such as using their own fingers or the pendulum.
- 3. Energy imbalances.** They can be given, either by the patient or by the therapist. It happens when the energy of the organism is unbalanced, also as a consequence of the tiredness or exhaustion that we mentioned in the previous point. In most cases, they are resolved by placing the magnets in specific pairs for a few minutes, such as:
Brachial knot – brachial knot.



The therapist can also apply the pair prophylactically in the morning before getting up, or at night before going to sleep. In addition to this pair, there are many others for energy balance such as those of Dr. Bansal or the **nuca-sacral** pair that can be tried for the same purpose.

4. **Mental blocks.** In this aspect, the most important thing is the security that the therapist has in what he is doing. Hence the importance of the therapist having mastered the knowledge and practice of the first level. There should no longer be any doubt or hesitation about his knowledge, or about the



responses he is getting from the patient's body. This certainty is only given by practice doing the tracking with magnets for several months. It's impossible to get an answer when you are not sure of the question you are asking and also when you are not sure of the answer you are receiving. In these circumstances, the necessary bases are not available to be able to contact the supraconscious.

5. **Patient attitude.** Although the safety of the therapist is of vital importance, the attitude of the patient also plays an important role. Perhaps it is not necessary for you to blindly believe in the therapist and in biomagnetism. The technique works, since it is a phenomenon of energy balance, which acts regardless of the patient's convictions, just like an antibiotic or an analgesic.

But on many occasions a negative attitude or an unconscious desire to want to continue with the disease can be obstacles to obtaining a muscular response. These unconscious resistances can be due to several factors such as obtaining a secondary gain from the fact of being sick, such as the attention of people or not facing responsibilities, etc.

Initially, it is difficult to detect this type of resistance, so it will require more experience and a good dose of intuition. In

the worst case, the therapist may come to the conclusion that he cannot treat that person because deep down they do not want to be cured.

6. **Other factors.** Some other aspects that can block the response can be "negative" elements present in the environment, which can be objects or people. On one occasion the response was blocked because the person was wearing a T-shirt that had an image of a skull printed on it. When the person changed the shirt, the session could carry out. Objects or "negative" people can block the session. Again, it is only the therapist's experience and intuition that can allow him to detect these situations.

What is Intelligent Muscle Response

Unit I Lesson 3

Types of muscle response

Dr. Isaac Goiz Durán, from the beginning developed a technique to find the patient's muscular response through the lower extremities. As we know, placing the magnet, with negative polarity on the different test points, and in each case checking the length of the legs, for which the patient's ankles are taken and a few centimeters are raised at each test point.

This movement makes the shortening of one of the extremities (usually the right leg) more evident. Or the testing can be carried out in a bioenergetic way, just through "mental effort" as Dr. Goiz called it, which consists of mentalizing the testing points, that is, mentally asking for each one of them and in each case raising the legs. The question can be asked in a low voice, but in reality it is not necessary, it will be enough to formulate it mentally.



With time and practice, this form of work becomes extremely fast and the therapist only needs to lift the legs a few centimeters to detect the muscular response. Actually, it is not about raising the legs too much, but mentally asking the patient to relax, this relaxation is also facilitated by manipulating the patient's legs in a rhythmic way, making a slight turn of the ankles outwards with each movement, as fanning the feet, instead of lifting the legs. This also represents a saving in physical effort, which is important when several patients need to be treated in a single day.

Most of us learned this work technique in the course with Dr. Goiz, however, it does not suit everyone. Some find it very tiring or

uncomfortable to grab people's ankles and manipulate their legs. Over time, many therapists have adopted other techniques from other authors that are equally effective. This has also allowed us to know a little more about what the intelligent muscle response is. In reality, it is a reaction that does not only occur on a physical level, nor is it limited to the muscles of the leg. As Dr. Goiz intuited, it is a phenomenon that affects an entire hemibody (the right), so it can be measured in any muscle of that half of the body, but it is more palpable in the extremities. So, the arms or the fingers of the hands can also be used, using various techniques for this purpose.

Now we also know that the answer is not limited to the patient's body, also the therapist or a third person (antenna) can manifest the answer, at the request of the therapist. So, we can consider that the answer manifests itself, not only on the physical plane, but also on the energetic and mental planes. Hence, we could also call it a holo-intelligent response. We see some alternative techniques that allow us to obtain answers without using the patient's legs.

Testing with arms

It is very similar to testing with the legs, only in this case the length of the arms is measured, for which the hands are fistled and placed next to each other. When asking each question, the hands are slightly separated and brought back together, trying to perceive the gap in the hands that occurs when an arm is shortened.



For some people this testing modality is easy, but for most it is difficult, since the arms are shorter than the legs, the difference between both arms is smaller, and therefore, less perceptible. Few people use this form of testing on a regular basis, but it can be useful in some particular cases, we mention some:

- The absence of one or both of the legs.


- Having a prosthesis that affects response or causes pain when manipulating the legs.
- When the therapist wants to do a self-test.
- Some other special situation such as accident, hospitalization, etc.

As we already mentioned, the intelligent muscle response is manifested in the entire hemibody of the person so other parts of the body or variants can be used to test, as discovered by Dr. Goodheart, who developed Applied Kinesiology. That's why many now call muscle testing generically "kinesiology".

There are several types of testing that are carried out in kinesiology based on muscle response, in principle each muscle group was associated with a specific organ, so the muscle can also indicate the state of health and energy of the respective organs. Actually, these variants are not practiced on a regular basis by biomagnetists, but they could work at some point.


Testing using hands

In this technique, the therapist usually uses his or her own hands to perform the testing. Therefore, this modality has the advantage of being less invasive, since physical contact with the patient is minimal. In addition, it also represents less fatigue compared to the technique of manipulating the legs, which are often heavy, especially if the patients are corpulent. The therapist can end up with back pain.

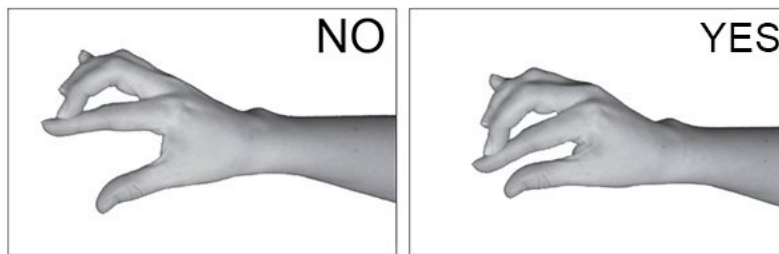


Thumb testing is done by clasping one hand over the other and leaving both thumbs extended over the rest of the fingers. The therapist makes a continuous movement, fanning his thumbs and when finding an affirmative answer, this will manifest with the contraction of one of

the fingers. With a little practice, some therapists find this modality very effective and reliable and adopt it as their main tool of work.



Other modalities include forming two rings with the fingers of the hands, applying the minimum of force to keep them together, when asking and obtaining a muscular response, one of the fingers of the hand will weaken and the ring will break. It is also a simple method, although less practiced.



One-hand testing. It consists of placing the middle finger, slightly flexed on the index finger, the therapist makes a continuous tapping movement of the middle finger on the index finger. When there is a response, the weakness in the index finger will be felt, or also a gap between the two fingers. Somehow the therapist will be able to feel a difference in the strength and movement of their fingers. This technique is widely used, especially widely used by practitioners of Theta Healing. The advantage is that it requires minimal physical effort and the therapist only uses one of their hands. Since the difference in the strength and disposition of the fingers is minimal, the therapist is required to develop a certain sensitivity in order to be sure when he receives an affirmative answer.

Techniques with the use of hands are also mentioned in Bradley Nelson's book "The Emotion Code" so we can consider them in the public domain.

Use of the pendulum in bioenergetics

Unit I Lesson 4

Introduction

The pendulum is a very simple tool that can be used either for bioenergetics or in other types of therapy. Like the previous techniques, it allows obtaining answers of a binary type "yes" or "no" on very diverse questions.

The use of the pendulum is also called dowsing, this is because the pendulum, in effect, is derived from dowsing (energy perception or divination using rods). It is a science that some say goes back 4,500 years. At first using a piece of wood in the shape of a Y, and later other instruments such as metal rods were added.

The dowser (operator-fortune teller) goes through a field with the instrument and this can indicate the presence of water or some metal of interest present in the subsoil. Radiesthesia can have its scientific explanation through geographical energy lines, or Hartman lines that are found throughout the Earth, and that are affected by the presence of metals or water currents. These elements alter the electromagnetic fabric of the Earth and can be detected by the dowser's instruments. For us, the explanation lies rather in the intelligent muscular response, as we will explain shortly.



Starting to use the pendulum

No special object is needed to act as a weight, it can be a semiprecious stone such as quartz, or a metallic object, pendant, necklace, etc. Objects made of any other material can also work as a pendulum: wood, plastic, glass, but metal pendulums or semi-precious stones are the most frequently chosen.

The only thing necessary is that the dumbbell has an adequate size and weight. Its preferably symmetrical shape so that it can be suspended from its central axis. In addition, there must be some flexible object such as a chain or rope of about 20 centimeters that will serve to suspend the weight. The ideal is to have a pendulum reserved only for testing and not to use it for any other purpose, it is also recommended that only the therapist comes into contact with the pendulum, this can help prevent it from being "contaminated" by other

energies that could block its response.

If all these characteristics are not met, there is no problem. For example, in an emergency situation you can take any object and ask it to work as a pendulum.



But going back to the pendulum that we are going to use in our daily work, it would be important that there be a connection with the object. When choosing it, there may be something that catches our attention, its color, its shape... we may feel a kind of attraction towards the pendulum. Once it has been chosen, a consecration ritual can be performed, which can consist of washing it, blessing it, asking permission or making a prayer to ask the Divinity to allow us to carry out our noble work through that object. With this we are giving it a vibration and a special value, since we are not going to use it for anything other than the health consultation.

As in the other types of testing, the therapist must be calm and relaxed, if possible to leave the mind blank to make room for the response to manifest. The therapist extends his arm and lets the pendulum hang with about 15 centimeters of string. Preferably holding the rope between your thumb and forefinger and letting your arm hang without any support from the shoulder. With practice you can try using the pendulum resting your elbow on some surface to avoid fatigue, but as a principle it is recommended that the elbow be free. You can let the pendulum stand still or start swinging freely. The important thing is not to try to channel the movement, just relax your arm and mind. After some time, for example: one minute, the therapist can ask the first test question: "Please give me a yes". At this moment the pendulum will change its type of movement, maybe if it was static then it will start to move. Or if it was spinning in one direction, it will

now change its spin in the opposite direction, or maybe go from moving in a straight line to moving in circles. In other words, the pendulum response for a “yes” and for a “no” is not always the same, it changes for each therapist. Either way, the change in motion is evident when the pendulum responds.

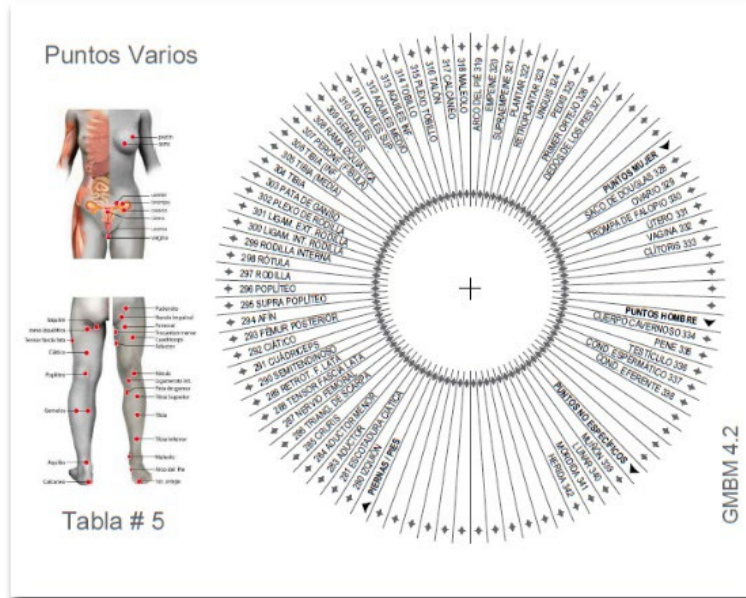
How the pendulum works

We can understand the pendulum as an amplifier of movement. I consider it a variant of the intelligent muscle response. In this case, the therapist's muscles are the ones that move the pendulum, and when there is a response, the therapist unconsciously moves the pendulum differently (ideomotor effect).

It is worth mentioning that not all people get an answer from the pendulum from the first time, for some it may take some time for them to get the answer. So if you don't get a response, it is recommended to take the pendulum daily for about five minutes and just "play" with it, letting it spin freely or move from one side to the other. Let's say that we "flirt" with the pendulum to try to obtain its favors. However, don't get frustrated if after a week you still can't get the answer from the pendulum. Not all people are destined to develop this kind of ability. In any case, perhaps you can ask some other therapist who already handles the pendulum if he can ask if there is some kind of blockage and what could be the reason.

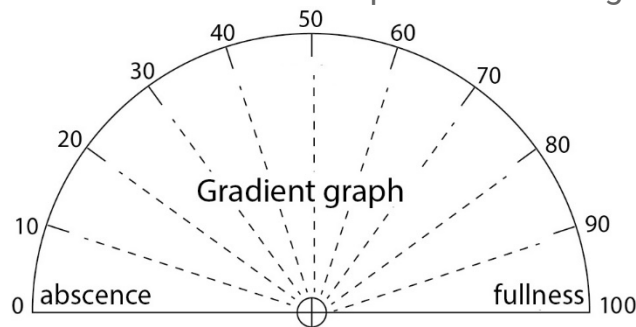
Tables of the Architect Ricardo Fuduric

The Argentine architect Ricardo Fuduric developed some tables that allow the different test points that we publish in the Biomagnetism Guide to be tested using the pendulum. Ricardo Fuduric has made his tables available to users of the guide, which can be a first-hand work tool for many therapists. The tables are also available to the students of this course and can be downloaded with the respective link.



The architect recommends using the tables by placing the pendulum on each of the points that appear in the circle and perceiving the moment in which the pendulum moves in a different way. Ricardo Fuduric recommends not concentrating on the points that are being tested; he even says that he used to hum a tune while he was testing to clear his mind. He first goes through all the protocols: reservoirs, viruses, bacteria, fungi, etc. So as not to lose rhythm and concentration. And at the end is when he proceeds to place all the pairs that he has found.

The pendulum can also be used to get answers other than "yes" or "no". Answers involving a gradient or percentage can be obtained. For which a graph with a half circle is drawn. 0 is placed on the left side, 50 is placed in the center and 100 is placed on the right side.



So one can ask, for example: What is the percentage of energy in this person's liver? When asking the question, the pendulum is first allowed to swing along the middle line of the graph, corresponding to 50%, and then freed to swing towards any of the values of the semicircle. It

seems to me a very novel and useful technique that also gives us the Architect Ricardo Fuduric.

The pendulum can be used independently of the tables of the architect Fuduric, for example, by using the checklists in the Biomagnetism Guide or by asking questions freely. For many people the pendulum is much easier than the other techniques. Some do not even begin with the testing through the legs that Dr. Goiz taught, but go directly to the use of the pendulum, which is completely valid.

As we have already suggested all the techniques that we present in this section such as the muscular response through the legs, arms, hands or the pendulum; They are not only useful for the subject of biomagnetism, but we can use them to obtain many other answers with reference to other topics such as food, allergies, Bach Flowers, homeopathy, emotional issues, etc.

That is why we emphasize that through the techniques of bioenergetics and advanced biomagnetism, the capacities of the therapist are increased exponentially. The pendulum is an extremely powerful tool that allows you to combine biomagnetism with many other alternative therapies, however, its use should always be done with discretion, respect, without abusing the power that you have at your fingertips, and above all, apply it selflessly (not for selfish purposes), with the best intention of helping people.

Protocols in bioenergetics

Unit I Lesson 5

As we see, bioenergetics opens up a whole range of possibilities for the therapist in terms of the questions and issues that he can ask; which is why probably the one who starts in this new level wonders where to start.



To start you can use the protocol you already know, whether you use the ones Dr. Goiz taught in his courses, the ones found in the Biomagnetism Guide, in some other guide, or one that you have devised on your own. In this way, the therapist can do a complete testing (recommended by Dr. Goiz) in each session in order to cover the possible disorders caused by viruses, bacteria, fungi or parasites; to continue with dysfunctional, special, and psychoemotional pairs. As for the reservoirs, the therapist can test them at the beginning of the session and place the magnets so that the pathogens can manifest a few minutes later in the pairs that correspond to them.

If we want to follow the traditional method of Dr. Goiz, it would be to omit the reservoirs and go directly to the sequence that he taught in his courses and that the students memorized as the Our Father of biomagnetism, Pineal, pituitary, eye, mediastinum, etc. etc. Obviously at each point that one asks one is checking the answer, either with the legs, the fingers of the hands or the pendulum. But, anyway, if we are going to do it the traditional way, it would be taking the patient's ankles. This way we can do a full testing using Dr. Goiz's test sequence.

Although if the therapist started at the first level with a different

protocol and that is the one that he masters best, the best thing to do is to take that protocol as a starting platform and modify it as he goes along, if necessary.

The great advantage is that the advanced level allows us to test in other ways that can save us time. For example, if we use the lists from the Biomagnetism Guide we can go directly to the basic list of 173 points and test them one by one. With this we will be able to test all pairs of pathogens and most of the special ones.

Or we can go from the general to the particular. If we use, for example, the Biomagnetism Guide, we can ask, Are there pairs of reservoirs that I should apply in this session? If we get a positive answer then we start going through the list of reservoirs, which can also be done by groups of pairs, for example Is there a pair between the numbers 1 to 9? Yes/no Are there any pairs between the numbers 10 to 19? Yes/no and so we continue with the entire list. In the group where we have a positive answer, then we ask ourselves one by one to find the pair that should be applied.



The screenshot shows the website interface for Biomagnetism Guide 6.1. The navigation menu includes Home, Padecimientos, Listas, Protocolos, and Tutorial. The main content area is titled "Bacterias" and offers a search option "Pares en orden alfabético". Below this, there is a list of letters from A to Z, with 'B' highlighted. A table of bacteria pairs is displayed, with the 'B' section highlighted. The table lists the following pairs:

Number	Bacteria	Reservoirs
1	Aerobacter Aerogenus	antecuernio - antecuernio
2	Actinomyces	tibia media - tibia media
3	Antrax, bacilo	craneal - craneal
4	Bacilo Paratyphi	trocanter mayor - riñón
5	Bacterias entéricas	colon transverso - cuádriceps
6	Bartonella	cardias - apéndice

In the case of other lists of pathogens, the special and psycho-emotional pairs, we can ask for letters of the alphabet, for example:

- Are there any bacteria pairs I should apply? (yes/no)
- Are there any pairs of the letter A that I should apply? (yes/no)
- Are there any pairs of the letter B that I should apply? (yes/no) ...

In this way we can go through all the pairs available in the Biomagnetism Guide.

And well, we still have another resource, which are the lists by areas of the body that are found in the Biomagnetism Guide under the

protocols tab. Which can be used in a similar way, from the general to the particular as already explained. As we can see, the biomagnetism guide has many resources for the advanced level, so that the therapist can choose the one or those that best suit them according to their taste and according to each patient and particular situation.

How to formulate questions?

At the advanced level it is very common to put lists and protocols aside and advance independently. It is the case that many times a person arrives with a specific discomfort or disorder that they want to treat. Sometimes even accompanied by a medical diagnosis and laboratory studies. One way to approach the situation is to start directly with the problem that the person presents. For example, if it is a urinary tract infection, we can directly search for the pairs related to this type of infection. Or if the person has a migraine, we can ask about the pairs related to that symptom. After placing those specific pairs, then we can proceed with a protocol to do a complete testing. In some cases the question is as direct as: should I apply the carina – carina pair? do you have candida infection? Or is the temple-temple pair good for a migraine? But many other times the questions may not make any reference to pairs, for example, have you contracted this infection through sexual contact? In this case, you could even indicate (very tactfully) the type of infection you have and even ask the person the name of their sexual partner, or if they have had several, so the question could be reformulated as Was this bacteria spread through sexual contact with (partner's name)?

The rule to ask a question is that it be as specific as possible and that an answer can be obtained in binary form, that is, "yes" or "no".

An incorrect question would be: what dose of such a drug should you take? Assuming you can prescribe allopathic medicine or it was a homeopathic remedy. In any case, the question is not well formulated because it cannot be answered in the form of affirmation or negation. In short, as we already mentioned, by this means you can formulate countless questions about various aspects such as food, allergies, trapped emotions (which we will see in a special unit), other alternative therapies. Therefore, this means of diagnosis can be applied to other therapies such as Bach Flowers, herbal medicine, homeopathy, dietary deficiencies, etc. The advanced level therapist can continue adding tools to their arsenal, as they prepare themselves in other subjects that can complement biomagnetism. For its part, the

Biomagnetism Advanced Course

Presented by: www.biomagneticguide.com

Biomagnetism Guide contains articles and sections that can be used to question based on specific lists on topics such as intoxication, allergies, food deficiencies, genetic disorders. The most important topics will be covered in more detail in the following units of this course.

Finally, emphasize that questions should always be formulated with the aim of helping the person. Never out of simple curiosity and much less with the purpose of damaging or taking advantage of knowledge. The professional ethics of the therapist prevails, always keeping in mind the secrecy of the patient's data and life.

Telebioenergetics, remote treatment

Unit I Lesson 6

Telebioenergetics is the name given by Dr. Isaac Goiz Durán to remote treatment with biomagnetism, which, as we remember, occurred for the first time in 1995 with a patient who was in Italy, while Dr. Goiz performed the treatment from Mexico.

Telebioenergetics is applied mainly when the patient is in a distant place and the therapist cannot assist him in person. In recent months, due to the Covid-19 pandemic, the number of treatments carried out remotely has increased, to such an extent that we could say that at some point there are more remote treatments than those carried out in person.

A treasure in your hands

In the chapter understanding biomagnetism we explain, in greater depth, what the supraconscious or superior mind is, which is necessary to understand what communication with this entity is, the type of questions we can ask, and the answers we can obtain. In a simple way and with the knowledge we have we can say:

The superior or supraconscious mind is the entity that gives the answer when we work with bioenergetics. We must differentiate it from the lower mind, which is the product of brain activity and is limited by the information they capture from our senses.

Perhaps the analogy of the personal computer and the internet can help us understand what the higher mind is. In this analogy, the lower mind is like our personal computer or cell phone that can store a lot of information and process it very efficiently, just like our brain.

But this capacity is overshadowed when we connect our device to the internet network and then the information we can access is practically unlimited.

The superior or supraconscious mind is like the internet, it allows us to connect with any other person (inferior mind) anywhere in the world, this allows telebioenergetics (distance treatment) as well as being able to know the information of another person.

Perhaps it is due to the fact that humanity has been able to develop the internet and make it a daily part of our lives that this has also somehow opened up the possibility of practicing bioenergetics. In fact, distance healing has been around for centuries.

Already in the new testament there is mention of many cases in which Jesus healed the sick just by placing his hands, and in some cases the sick were in distant places.



Reiki is an ancient healing technique by laying on of hands and has symbols for remote treatments that are taught in the second level. Reiki has its origin in ancient writings from the Far East according to its re-discoverer, Dr. Mikao Usui. This knowledge was jealously guarded by the ancient sages, almost falling into oblivion, but in the 20th century they came to light to become part of the heritage of humanity.

In previous centuries, humanity had not yet reached the evolutionary stage that we have today, so distance healing was reserved for a very limited number of highly advanced beings. However, Jesus assured "Truly, truly, I say to you, whoever believes in me, the works that I do, he will also do; and even he greater shall he do, for I am going to the Father" (John 14:12) and those days have come. In this new era, humanity is once again awakening capacities that had been dormant for a long time, and that had never before been manifested on such a large scale.

Bioenergetics puts in our hands a tool whose scope is difficult to imagine. What used to be a miracle, understood as a phenomenon that violates natural laws, now becomes part of everyday life for those who practice remote treatments. However, now, we understand that these phenomena are possible, without violating natural laws, but by virtue of higher planes that had not been studied before, such as magnetic fields or the quantum properties of the universe that we are just beginning to understand.

Elements for the practice of telebioenergetics

To carry out the treatment, a substitute is required, which can also be called an antenna. The surrogate is another person, a volunteer who will undergo the treatment as if he were the final patient-recipient. To do a remote session, the following requirements must be met.

- The consent of the person who will receive the treatment. Since it cannot, or should not be done without the person who is going to receive it agreeing. In the event that the receiver is a minor, then one of the parents or guardians is the one who gives the authorization. Another exception is when the recipient does not have the capacity to consent, for example, if the person is unconscious due to illness or a medical emergency. Or his mental faculties do not allow him to make this decision, that is, he is not in his right mind. In those cases, it will be the person closest to or responsible for her who must decide, such as his wife, mother, father, etc. But it cannot be a friend or distant relative who decides for him (or her).
- A substitute or antenna is required, that is, a volunteer who is willing to cooperate to help the therapist carry out the session.
- The therapist will have all the elements that he usually uses in his sessions: work table, magnets, etc.

Procedure

First, you must have the data that can identify the receiving person, remember that the more specific the information, the better the response of the superconscious. Usually the full name of the person is sufficient, but the date of birth can also be requested. With these data, any ambiguity can be avoided. It can also be useful to have additional information about the patient such as their gender, age, general health status, current health situation, if they have any medical diagnosis, etc. All this information can give us clues to know what to look for, what to ask and how to approach the session: start with a protocol? start treating a specific disorder or pathogen? ask about a special or psycho-emotional pair?

At the basic level of biomagnetism we can simply perform a complete test and with that we will be sure of having done a good session. In fact, there are those who think that it is better not to have information about the patient so as not to be predisposed and alter the result of the pairs that are found. However, in bioenergetics the situation changes. By having more information about the patient, we can know where to investigate, what questions to ask. Because by simply following the protocols, many times the body does not respond, it is necessary to ask specific questions; or even sometimes place the

magnets directly on the points corresponding to the special or psycho-emotional pairs, etc., that we think should be impacted.



Returning to our remote session. Next, the substitute lies down and we begin to ask the supraconscious.

Could this person (name of the substitute) be the antenna to carry out a remote session with that person (the patient's name is mentioned here and if we have their date of birth, we also include it)?

Usually the answer is yes. If the answer is negative, we can ask what the impediment or blockage is and if there is a way to solve it. Perhaps the session can be done by changing the substitute, in which case we will find another volunteer. It may be the case that the treatment cannot be carried out definitively, which may be due to multiple factors such as the fact that the person does not really want to receive it or it is not convenient or necessary to carry out the treatment.

Once we get a positive response then we can start working with the substitute. To which we say – now you are (patient's name) Give me a yes. – Obtaining the affirmative answer means that we have already established the connection with the patient through the substitute.

Another way to check the connection is to ask the surrogate to say – My name is (patient's name). – if the answer is affirmative, it means that the connection has been established.

Next, the session is carried out as if we were treating the patient in person. We do the testing and we place the pairs in the body of the substitute as if it were the patient. At the end of testing and placing the magnets, we usually ask, How much additional time should the magnets remain: 10 minutes? 15 minutes? 20 minutes? This determines how much longer to leave the substitute under the effects of the magnetic fields. We can be sure that the treatment will reach the receptor and will have exactly the same effect as if the session had been face-to-face. That is the wonder of telebioenergetics!

It is recommended that the patient (final receptor) is relaxed during the duration of the session, for which the time that the session will take place and its approximate duration can be communicated. They can listen to soft music and do a meditation where they visualize themselves surrounded by healing light. The latter is not strictly necessary, in fact, the patient can be doing any activity; but in practice we see that it has a very good effect that the patient is in a receptive and positive attitude.

If this is not possible because the person cannot stop their activities at that time, there is no need to worry because the treatment, in one way or another, will be of great benefit. Many of the sessions we do from Mexico are aimed at Europe, so when it's afternoon here, it's midnight there. There is no problem, if the person is asleep at the time of the session, it is a very good state to receive the energy.

Variants of telebioenergetics

Another variant of the use of the substitute is when the patient is in the same place, but for some reason it is not possible to do the treatment directly to him. This may be the case of a baby or small child who is too restless to put the magnets, or the case of a patient hospitalized in intensive care. Also in the case of pregnant women, especially in the first 12 weeks of pregnancy, when it can be risky to apply the magnets physically. In that case we first ask the supraconscious if the magnets can be applied through a substitute. Let us remember that another contraindication for the application of magnets is when the person has metallic elements or electronic devices in their body. In these cases we also ask if treatment through a surrogate is possible. In most cases, the answer is yes, since only the healing energy reaches the recipient, while the possible adverse effects of magnetic fields do not affect it. Another of the wonders of telebioenergetics!

Other types of antenna

We can be inspired by the ancient technique of Reiki to try other variants for remote treatment. Other elements are used in Reiki, such as a photograph of the patient, or a representative object that could even be a stuffed animal. For biomagnetism, this type of antenna-objects cannot be entirely useful since they cannot represent all the parts of the human anatomy, essential to locate the points where we are going to place the magnets.



For a long time in telebioenergetics, only another person was used as a substitute or antenna, but recently there are several biomagnetists who use other means such as mannequins or even drawings of the human body. I have no doubt that these means can work, but to start practicing remote treatments we recommend using a flesh and blood human substitute as an antenna. In the absence of a volunteer, the same biomagnetist can be the antenna-substitute, placing the magnets on his own body after having determined the pairs that they are going to treat.

Order, the power of intention

Unit I Lesson 7

In addition to the ability to question the higher mind, receive an answer and direct energy from a distance; bioenergetics can give the therapist a third capacity, perhaps the most powerful: the ability to "order".

Ordering or decreeing is possible by virtue of the highly elevated mental plane where the therapist's will begins to operate.


Bioenergetics goes one step beyond the energy plane, typical of biomagnetism, and operates at a higher level, the mental level.

Through practice we verify what the sages of antiquity had already discovered: that the MIND has dominion over matter and also over energy. How is this possible? This is so by virtue of the fact that we live in a mental Universe. This means that the true nature of the universe is the mind. The matter, and all the reality that we capture with our senses are nothing more than the result of the MIND.

El caso de la madre y bebé infectadas.

The case of a baby treated with bioenergetics who suffered from respiratory problems has been cited several times. It seems to me that this happened to Dr. Isaac Goiz Durán, and it is important to know it because it is surely a situation that can occur frequently. Since the baby was only a few weeks old, it was difficult to test her directly and apply the magnets, so the therapist proceeded to do the treatment through the mother, finding the supraspinatus pair =, the magnets were applied for 15 minutes on the body of the mom, since the girl was very restless.

Acting very correctly, the therapist proceeded to ask who had infected the baby and it turned out that the mother herself was the source of the infection. So it was necessary to know if she had tuberculosis.



The expected thing would be to think that since the magnets were already applied to the mother for 15 minutes, that would be enough to eradicate the virus in her as well. But to the therapist's surprise, she still had the virus and it was necessary to apply the magnets to her for another 15 minutes. With this case we verify that the energy is directed and focused where the mind indicates it. The INTENTION is more important than the energy itself. This is what makes remote treatment possible, being able to manifest magnetic fields thousands of kilometers away without the need for the magnets to be physically there. And on the other hand, if we have the magnets in one place but our mental focus is elsewhere, they won't work, as the case of mother and baby illustrates.

How is Intention developed?

Being such a subtle and new plane for humanity, in general we cannot state the elements and guarantee that mental focus can be obtained with them. Personally, I think that the last word to manifest the "powers" that occur at the bioenergetic level come from the higher planes. Whether we call it Supraconscious, Quantum Dobe, Higher Mind or Divinity, it is that entity that decides when and how to manifest in a person.

However, I believe that several factors can be cultivated for the person to acquire these gifts:

- The continuous practice of biomagnetism, I believe, is one of the most important factors since it is what gives security and allows the mind to become one, that is, to assimilate itself to the same system of biomagnetism. As the testing process becomes mechanized, it becomes unconscious, intuitive and that is when it begins to manifest naturally. There are people who find it easier to bioenergetics, as I had already mentioned, some students start testing without even taking people's feet. They are exceptional cases. In general terms, I believe that practice is one of the most important factors to achieve the connection with the higher plane.
- The study of biomagnetism, anatomy and related subjects that allow you to have security and know the topics you want to ask about and focus your mind. You cannot ask the questions or have the mental focus, without first having the knowledge about the human body and the concepts of the biomagnetic pair.

- Practicing disciplines such as meditation and yoga help calm the mind creating a more conducive and open state. The connection with the supraconscious is linked to the development of the sixth chakra, located in the forehead and this opens once the subtle energy reaches it, for which prior work is needed on the physical, energetic (emotional) and mental bodies.
- Desire to serve and help. I want to think that moral qualities, the sincere desire to help people is one of the factors that can accelerate development in these aspects. Above all, because knowledge and the powers of thought can be used both for good and for evil (damaging health).
- Faith. Although I mention it at the end, it is perhaps the main element since, without it, everything else would be in vain. Fortunately, knowing that more and more people receive these gifts, this inspires and gives confidence to those who start on this path.

With each person who practices bioenergetics, the channel between humanity and the Higher Mind widens more, so that each one who initiates in it helps in some way to the development of humanity.

How to formulate an order or decree

By ordering, the will of the mind over energy and matter is manifested. There are many issues that can be ordered or decreed mentally. The important thing is to always decree for a greater good starting at the beginning of the session: "I ask for the good of (name of the person) as long as it is the will of the Divine" It does not have to be the exact phrase, each one can formulate as you feel or intuit, it is just to give a general idea.

The orders or decrees must be made in a positive way, do not use negations in the sentences since the supraconscious and the subconscious can be confused.

Express the decrees in a simple, concise and precise way.

Practical examples

Apply the thymus–rectum pair bioenergetically for 15 minutes –

This order will have the same effect on the patient as if we had physically applied the pair, but without its possible negative effects.

In some cases, this ability can be very useful, such as in the case of a pregnant woman who is risky to apply the magnets physically. In this particular case we could order, for example. "Apply the prostate-rectum pair for 20 minutes without affecting the pregnancy." Other forms of decree can be used to apply magnets for example on a daily basis, say in the case of an injury. We physically apply the magnet (arm – kidney on the same side) and mentally decree "Apply this pair 15 minutes daily until the next appointment". In this way, it is as if we were giving the patient a session every day, without wearing ourselves out or causing higher costs for the patient.

Mind's power

Actually, the decrees have no limit, it is incredible what can be achieved if they know how to handle them correctly.

In the year 2020 at the beginning of the pandemic, we began to practice collective sessions to cure people of Covid-19. To carry out the sessions, I asked for the names and dates of birth of the people who were seriously ill due to the infection. In fact, we even published a video showing the protocol of the session, which consisted of directing the session towards all the people mentioning their names and then placing all the pairs related to the virus, as well as many others related to the symptoms and associated pathogens more commonly with severe disease.



The screenshot shows the GVM 6.1 website interface. At the top, there is a navigation menu with options: Home, Padecimientos, Listas, Protocolos, and Tutorial. Below the menu, the page title is "Coronavirus" and the type is "Tipo: Virus". The main content area is titled "Pares Coronavirus" and contains a table of pairs:

Pares Coronavirus	
uretra - uretra	
pata de ganso - pata de ganso	
temporal - bulbo	
nariz - esófago	
laringe - sacro	
colon desc. - Pezón (izq)	
cuádriceps (izq) - Pezón (izq)	
tobillo - tobillo	

To the right of the table is an illustration of a human head and neck. A black dot is placed on the forehead, and a red dot is placed on the back of the neck, corresponding to the "temporal - bulbo" and "laringe - sacro" pairs respectively.

Unfortunately, YouTube did not like the way we approached the treatment of the pandemic, because it was not within the "official" protocols and the video was canceled, so I could not get much feedback on the results of the treatments.

However, this motivated other colleagues to practice similar sessions. One of them said that he sent the treatment to all the patients in a hospital and that the rate of improvement was much higher than before doing the treatments.

I mention these cases only as examples of what can be achieved through the development of the Intention, since deep down it is what it allows in work with bioenergetics. In the following units we will see that several of the advanced biomagnetism protocols are based on the mental capacity to decree, as is the case with genetic disorders. As we see, bioenergetics or advanced biomagnetism is accompanied by greater responsibility, respect towards the patient and towards the Divinity, which is finally what has allowed us to reach this level. We must remember to always cure, always putting the patient's well-being as the main objective; trying to overcome the personal desire for profit or recognition. In short, doing the work selflessly (of money), lovingly (for the patient), and humbly (for the Divine).